



Warhawks Men's Basketball

University of Louisiana at Monroe



ULM (3-5, 0-0 SBC)

WARHAWKS

Vs.

UL-Lafayette (9-4, 0-0 SBC)

RAGIN' CAJUNS



Game 9

Saturday, Jan. 4, 2014 • 4:00 p.m.
Fant-Ewing Coliseum (7,000)
Monroe, La.

Radio: - KLIP LA 105.3 FM, Nick White (PXP)
Twitter: @ULM_MBB

ULM Quick Notes

- ULM played the eighth toughest non-conference schedule in the country, according to cbssports.com. ULM's opponents went a combined 71-30 in non-conference play as the Warhawks took on a pair of top-5 opponents

- The Warhawks are 2-1 this season at home and have outscored the opposition 231-196 in those games. ULM is 386-164 all-time in Fant-Ewing Coliseum

- ULM is coming off its best free-throw performance of the year at No. 3 Ohio State. The Warhawks shot 88.9 percent (8-for-9). The last time they shot over 80 percent was on Jan. 5, 2013 against North Texas (17-for-20)

- The Warhawks are looking to start 1-0 in conference play for the first time since 2006-07 when they won the SBC West Division. They defeated Middle Tennessee on the road in the league opener

- Senior Amos Olatayo, who leads the team with 14.1 points per game, has scored in double-figures in six games this season. He tied his career-high with 30 points in ULM's 84-80 (OT) victory over Northwestern State on Nov. 21

- Junior Tylor Ongwae has also posted six double-figure scoring games on the year after scoring 20 against LA Tech including a career-high nine field goals made. He registered a career-high 22 in the win over Thomas on Dec. 9

ULM MEN'S BASKETBALL SCHEDULE

Fri., Nov. 8	at No. 5 Kansas	L, 80-63
Mon., Nov. 18	Samford	W, 86-52
Thu., Nov. 21	at Northwestern St.	W, 84-80 (OT)
Mon., Dec. 9	Thomas	W, 84-61
Sat., Dec. 14	at LSU	L, 61-54
Wed., Dec. 18	at Ole Miss	L, 75-62
Sun., Dec. 22	Louisiana Tech	L, 83-61
Fri., Dec. 27	at No. 3 Ohio State	L, 71-31
Sat., Jan. 4	UL-Lafayette*	4:00 p.m.
Thurs., Jan. 9	at UT Arlington*	12:00 p.m.
Sat., Jan. 11	Texas State*	4:00 p.m.
Thu., Jan. 16	at Troy*	7:30 p.m.
Sat., Jan. 18	at South Alabama*	4:05 p.m.
Thu., Jan. 23	Western Kentucky*	7:00 p.m.
Sat., Jan. 25	Georgia State*	4:00 p.m.
Thu., Jan. 30	Arkansas State*	7:00 p.m.
Sat., Feb. 1	at UL-Lafayette*	7:15 p.m.
Thu., Feb. 6	at Texas State*	7:00 p.m.
Thu., Feb. 13	UT Arlington*	7:00 p.m.
Sat., Feb. 15	UALR*	4:00 p.m.
Thu., Feb. 20	at Georgia State*	6:00 p.m.
Sat., Feb. 22	at Western Kentucky*	7:00 p.m.
Thu., Feb. 27	South Alabama*	7:00 p.m.
Sat., Mar. 1	Troy*	4:00 p.m.
Thu., Mar. 6	at Arkansas State*	7:05 p.m.
Sat., Mar. 8	at UALR*	7:00 p.m.
Thurs., Mar. 13	Sun Belt Championships	TBA

All times Central and subject to change. Bold indicates home contests.; *-Sun Belt game

We are ULM. Please note that there are only two correct versions of our institution's name, the preferred acronym ULM and the full name, the University of Louisiana at Monroe. Any other reference, including Louisiana-Monroe, UL-Monroe, La.-Monroe, LAM, or simply Monroe, are incorrect.

Media Relations Contacts

Robbie Kleinmuntz (Primary)	Tom Ritter (Secondary)
Assistant Director	Graduate Assistant
kleinmuntz@ulm.edu	rittertf@warhawks.ulm.edu
O: 318-342-5462	O: 318-342-5451
C: 847-912-5380	C: 318-953-0734



Warhawks Men's Basketball

University of Louisiana at Monroe



Keith Richard

Head Coach

Fourth Year at ULM
13th Season Overall

Alma Mater: ULM (1982)

THE RICHARD FILE

COACHING HONORS

- 1999 Sun Belt Coach of the Year
- Has been part of the coaching staff for seven NCAA Tournament and three NIT teams

COACHING CAREER

Season	School	Position	Record
1984-85	ULM	Graduate Assistant	17-12
1985-86	ULM	Graduate Assistant	20-10/NCAA
1986-87	Marshall	Assistant Coach	25-6/NCAA
1987-88	Marshall	Assistant Coach	24-8/NIT
1988-89	Marshall	Assistant Coach	15-15
1989-90	ULM	Assistant Coach	22-8/NCAA
1990-91	ULM	Assistant Coach	25-8/NCAA
1991-92	ULM	Assistant Coach	19-10/NCAA
1992-93	ULM	Assistant Coach	26-5/NCAA
1993-94	ULM	Assistant Coach	19-9
1994-95	La. Tech	Assistant Coach	14-13
1995-96	La. Tech	Associate Head Coach	11-17
1996-97	La. Tech	Associate Head Coach	15-14
1997-98	La. Tech	Associate Head Coach	12-15
1998-99	La. Tech	Head Coach	19-9
1999-00	La. Tech	Head Coach	21-8
2000-01	La. Tech	Head Coach	17-12
2001-02	La. Tech	Head Coach	22-10/NIT
2002-03	La. Tech	Head Coach	12-15
2003-04	La. Tech	Head Coach	15-15
2004-05	La. Tech	Head Coach	14-15
2005-06	La. Tech	Head Coach	20-13/NIT
2006-07	La. Tech	Head Coach	10-20
2008-09	LSU	Assistant Coach	27-8/NCAA
2009-10	LSU	Assistant Coach	11-20
2010-11	ULM	Head Coach	7-24
2011-12	ULM	Head Coach	3-26
2012-13	ULM	Head Coach	4-23
2013-14	ULM	Head Coach	3-5

PLAYING CAREER

- Played for ULM from 1978-82; Coached by Lenny Fant, Benny Hollis & Mike Vining
- 1979 Atlantic Sun Tournament Champions, NIT
- 1980 Atlantic Sun Regular Season Champions
- 1982 Atlantic Sun Tournament Champions, NCAA
- Two-time team captain ('81 & '82)
- Led team in assists twice

EDUCATION

- Bachelor's degree in general business, ULM (1982)
- Master's degree in guidance counseling, ULM (1986)

ULM Quick Notes Continued...

- At No. 3 Ohio State, six Warhawks played a career-high in minutes, two made their first appearance of the season and a season-high 14 different student-athletes played in the game. Sophomore DeMondre Harvey grabbed a team-high six rebounds, while junior Chinedu Amajoyi recorded a career-high five boards

- Senior Jayon James is the team's leading rebounder with 6.6 per game. He ranks third in the Sun Belt Conference in defensive rebounds with 5.1 per contest

- The Warhawks have two student-athletes ranking in the top-5 in the league in assist:turnover ratio. James is at a 1.6 differential (29 assists, 18 turnovers) while freshman Nick Coppola is at 1.5 (33 assists, 22 turnovers). Coppola is also top-5 in the league in assists with 4.1 per game

- ULM scored 80 points and shot over 50 percent from the field in all three of its wins this season

- The Warhawks went 36 days inbetween their first two losses on the season. It was their longest stretch without a loss since 1993-94 when they went from Jan. 18 - Feb. 28 between defeats

- After defeating Thomas (Ga.) on Nov. 21, the Warhawks won three consecutive games for the first time since 2007-08. They got off to a 3-1 start on the season for the first time since 2004-05

- In ULM's home opener, it thumped Samford 86-52 on Nov. 18 and was up by 41 at one point in the second half. The 34-point win was the largest margin of victory for ULM since a 97-43 win over Union College (Ky.) on Jan. 3, 2009. It was ULM's most lop-sided score over a Division I program since Feb. 3, 2000 when it defeated Lamar 95-58

- Junior Marvin Williams posted a game-high 19 points against No. 5 Kansas in the season opener, outscoring Andrew Wiggins who was named Preseason National Player of the Year by cbssports.com. Williams went 8-for-13 from the field and grabbed a team-high six rebounds in 24 minutes

- Williams registered a double-double against Northwestern State with 13 points and 10 rebounds. The Warhawks trailed by 18 in the second half against the Demons before mounting their biggest comeback of the season

- ULM earned the 2012-13 SBC team academic award and was one of 21 NCAA Division I men's basketball programs to earn Team Academic Excellence Awards from the National Association of Basketball Coaches

- The Warhawks carry a full scholarship roster for the first time under head coach Keith Richard after inheriting APR penalties. Richard is in his fourth season with the program

- ULM holds a 903-801 all-time record and is in its 62nd season. It has 38 winning seasons and has reached 20 wins 10 times. The Warhawks have seven NCAA Tournament appearances and a pair of NIT appearances



Warhawks Men's Basketball

University of Louisiana at Monroe



Numerical Roster

No.	Player	Pos.	Ht.	Wt.	Cl.	Hometown (Previous School)
0	Marvin Williams	F/C	6-8	245	JR	Memphis, Tenn. (NW Florida State College)
1	Jayon James	F	6-6	225	SR	Paterson, N.J. (Lamar State-Port Arthur)
2	DeMondre Harvey	F	6-7	210	SO	Minden, La. (Pearl River CC)
3	Marcelis Hansberry	G	6-0	185	SR	Jackson, Miss. (Provine HS)
4	RJ McCray	G	6-2	190	SR	Arlington, Texas (Grace Prep Academy)
10	Amos Olatayo	G	6-4	200	SR	Houston, Texas (Navarro College)
11	Nick Coppola	G	5-11	195	FR	Richmond, Va. (Benedictine Prep)
12	Tylor Ongwae	F	6-7	205	JR	Eldoret, Kenya (Ranger College)
13	Chinedu Amajoyi	G	6-3	195	JR	Rancho Cucamonga, Calif. (Kilgore College)
15	Kyle Koszuta	G	6-2	190	SO	Niceville, Fla. (Niceville HS)
20	Evan Sims	F/C	6-8	235	JR	Houston, Texas (Lamar State-Port Arthur)
22	Lance Richard	G	5-10	170	FR	Monroe, La. (Sterlington HS)
23	Millaun Brown	F/C	6-7	230	SR	Gunnison, Miss. (East Mississippi CC)
33	Daniel Grieves	G/F	6-6	210	SO	Bay St. Louis, Miss. (Pearl River CC)
34	Leon Carswell II	F	6-3	210	JR	Bossier City, La. (Airline HS)
35	Colten Ponder	F	6-5	215	SO	Shreveport, La. (Calvary Baptist HS)

COACHING STAFF

Head Coach: Keith Richard (ULM '82)

Assistant Coach: Ryan Cross (Buffalo '95)

Assistant Coach: Lonnie Cooper (Louisiana Tech '99)

Assistant Coach J.A. Anglin (LSU Shreveport '10)

Coordinator of Basketball Operations: Wyatt Hodges

PRONUNCIATION

Keith/Lance RICHARD Ree-CHARD

MILLAUN Brown Mih-LAHN

JAYON James Jay-AHN

AMOS OLATAYO AIM-uhs Ole-ah-tay-O

CHINEDU AMAJOYI Chin-ih-due Om-uh-joy

TYLOR ONGWAE

Kyle KOSZUTA

Nick COPPOLA

Tie-ler Ong-why

Kus-zoo-tuh

Cup-oh-luh

BY CLASS

Seniors (5).....Millaun Brown
Marcelis Hansberry
Jayon James
R.J. McCray
Amos Olatayo
 Juniors (5).....Chinedu Amajoyi
Leon Carswell
Tylor Ongwae
Evan Sims
Marvin Williams
 Sophomores (4)Daniel Grieves
DeMondre Harvey
Kyle Koszuta
Colten Ponder
 Freshmen (2).....Nick Coppola
Lance Richard

BY POSITION

Guards.....Chinedu Amajoyi
Nick Coppola
Marcelis Hansberry
Kyle Koszuta
RJ McCray
Amos Olatayo
Lance Richard
 Guard/FowardDaniel Grieves
 ForwardsLeon Carswell
DeMondre Harvey
Jayon James
Tylor Ongwae
Colten Ponder
 Forward/CenterMillaun Brown
Evan Sims
Marvin Williams

BY STATE/COUNTRY

California.....Chinedu Amajoyi
 Florida.....Kyle Koszuta
 KenyaTylor Ongwae
 Louisiana.....Leon Carswell
DeMondre Harvey
Colten Ponder
Lance Richard
 Mississippi.....Millaun Brown
Daniel Grieves
Marcelis Hansberry
 New JerseyJayon James
 TennesseeMarvin Williams
 TexasR.J. McCray
Amos Olatayo
Evan Sims
 VirginiaNick Coppola

WE ARE ULM

12 REGULAR SEASON CHAMPIONSHIPS

1961-62 - Gulf States Conference
 1964-65 - Gulf States Conference
 1978-79 - Atlantic Sun Conference
 1979-80 - Atlantic Sun Conference
 1985-86 - Southland Conference
 1989-90 - Southland Conference
 1990-91 - Southland Conference
 1992-93 - Southland Conference
 1993-94 - Southland Conference
 1995-96 - Southland Conference
 1996-97 - Southland Conference
 2006-07 - Sun Belt Conference West Division

NINE POST-SEASON APPEARANCES

1978-79 - NIT
 1981-82 - NCAA Tournament
 1985-86 - NCAA Tournament
 1987-88 - NIT
 1989-90 - NCAA Tournament
 1990-91 - NCAA Tournament
 1991-92 - NCAA Tournament
 1992-93 - NCAA Tournament
 1995-96 - NCAA Tournament

EIGHT TOURNAMENT CHAMPIONSHIPS

1978-79 - Atlantic Sun Conference
 1981-82 - Atlantic Sun Conference
 1985-86 - Southland Conference
 1989-90 - Southland Conference
 1990-91 - Southland Conference
 1991-92 - Southland Conference
 1992-93 - Southland Conference
 1995-96 - Southland Conference



Warhawks Men's Basketball

University of Louisiana at Monroe



ULM Quick Facts

Location _____ Monroe, La.
Enrollment _____ 8,858
Founded _____ 1931
Nickname/Mascot _____ Warhawks/Ace
Colors _____ Maroon & Gold
President _____ Dr. Nick Bruno
Director of Athletics _____ Brian Wickstrom
Conference _____ Sun Belt
Affiliation _____ NCAA Division I
All-Time Record _____ 903-801 (62nd season)
Winning Seasons _____ 38 (20+ wins 10 times)
Home Venue _____ Fant-Ewing Coliseum (7000)
Playing Surface _____ Maple
Opened _____ 1971
Press Row Phone _____ 318-342-6920

Head Coach _____ Keith Richard
Record at ULM _____ 17-78 (fourth year)
Career Record _____ 167-195 (13th year)
Assistant Coach _____ Ryan Cross
Assistant Coach _____ Lonnie Cooper
Assistant Coach _____ J.A. Anglin
Coordinator of MBB Ops. _____ Wyatt Hodges
Athletic Trainer _____ Jeremy Teblum
Strength Coach _____ Brian Seitz

Website _____ www.ulmwarhawks.com
Facebook _____ www.facebook.com/warhawks
Twitter _____ @ULM_MBB

Sun Belt Conference Preseason Coaches Poll

1. WKU - 91 (5)
2. South Alabama - 78 (2)
3. Arkansas State - 74
- T-4. Georgia State - 73 (2)
- T-4. UL-Lafayette - 73 (1)
6. UALR - 48
7. UT Arlington - 36
8. Texas State - 34
9. Troy - 26
10. ULM - 17

Jayon James

- Preseason SBC
All-Conference
Third-Team

- CSM Preseason
All-SBC
Third-Team

Amos Olatayo

- CSM Preseason
All-SBC
Third-Team

All-Time Series History

ULL leads 50-36
At ULM: ULL leads 17-15
On neutral courts: ULM leads 2-1
In overtime: ULL leads 2-1

Scouting UL-Lafayette

The Ragin' Cajuns completed their non-conference schedule with a 9-4 record, including a 6-0 mark at home. They also have a big 89-80 road victory over LA Tech on their resume. ULL's last loss came on Dec. 19, 2013 when it fell to Jackson State 73-70 on the road.

ULL has a dynamic pair of double-digit scorers who carry the load offensively. Shawn Long averages a double-double with 21.5 points and 11.4 rebounds per game, while Elfrid Payton posts 19.7 points, 5.4 rebounds and a league-leading 5.6 assists per contest. Long is also a 40.0 percent shooter (12-for-30) from beyond-the-arc and is second in the league in scoring and first in rebounding. The duo account for 49.2 percent of the team's scoring.

Payton was named to the SBC All-Conference First-Team last season while Long earned SBC Freshman of the Year. Payton became the 40th player in ULL history to score over 1,000 career points in the team's last game, a 90-58 victory over Central Methodist.

As a team, the Ragin' Cajuns lead the SBC in scoring offense with 83.9 points per game. The returned all five starters and 10 letter-winners from last year's squad that finished 13-20 overall.

ULL head coach Bob Marlin is in his fourth season with the team and carries a 52-55 record. The 1981 Mississippi State graduate is 400-221 in his 21 years of coaching. He spent his first three seasons at ULL re-building the foundation of the program and is looking to set the tone for the future.

In his first two seasons at UL-Lafayette, Marlin guided the Cajuns to a 30-31 record, including 21 Sun Belt Conference victories, the second-highest total in the league during that period. ULL went 16-16 in 2011-12, the most wins in for the Cajuns since 2002-03, advancing to the CollegeInsider.com Tournament. It marked the first post-season appearance for the Cajuns since 2003 and the first played on campus since 1985.

2013-14 NON-CONFERENCE STRENGTH OF SCHEDULE RANKINGS

according to cbssports.com (1/1/14)

RK	School	SOS	Opp. Winning %
1.	New Orleans	.6951	.7669
2.	Kansas	.6840	.7500
3.	Long Beach State	.6443	.7166
4.	BYU	.6323	.6949
5.	Massachusetts	.6262	.6574
6.	Eastern Michigan	.6192	.6448
7.	Colorado	.6162	.6597
8.	ULM	.6152	.6744
9.	Alabama	.6142	.6468
10.	Oakland	.6130	.6585

RICHARD VS. 2013-14 OPPONENTS

Arkansas State5-8
Georgia State0-0
Kansas0-1
Louisiana Tech0-4
UL-Lafayette 6-11
LSU0-2
Northwestern State2-1
Ohio State0-1
Ole Miss0-2
Samford1-0
South Alabama4-5
Texas-Arlington0-0
Texas State0-0
Thomas1-0
Troy0-4
UALR7-6
Western Kentucky5-7



Warhawks Men's Basketball

University of Louisiana at Monroe



In ULM's Last Outing...

ULM Falls to No. 3 Ohio State in Final Non-Conference Game

COLUMBUS, Ohio – The ULM men's basketball program rounded out its 2013-14 non-conference schedule with a 71-31 defeat to No. 3 Ohio State on Friday evening at Value City Arena.

Senior Jayon James recorded a team-high seven points for ULM (3-5). He hit a pair of field goals and went three-for-three at the free throw line, all in the first half.

OSU (13-0) remained unbeaten on the season as LaQuinton Ross etched a double-double with 15 points and 10 rebounds. Lenzelle Smith Jr. posted a game-high 17 points, while Amedeo Della Valle registered 14 points.

The Buckeyes scored the first 12 points of the game before junior Tylor Ongwae got the Warhawks on the board with a lay-up. OSU went up 27-7 when James scored five consecutive points to make it a 27-12 game at the 6:43 mark in the first half.

On ULM's final possession of the half, senior Millaun Brown came down with an offensive rebound and went back up for the score. The Warhawks went into the intermission trailing 41-20.

Five different student-athletes scored for the Warhawks in the second half. Senior R.J. McCray and sophomores DeMondre Harvey and Daniel Grieves each hit a field goal, while juniors Chinedu Amajoyi and Leon Carswell II both went two-for-two at the free throw line.

ULM's 88.9 percent from the free throw line (eight-for-nine) was its highest this season. It last shot over 80 percent on Jan. 5, 2013 against North Texas (17-for-20).

ULM 31 • 3-5

#	Player	Total		3-Ptr		Rebounds			PF	TP	A	TO	Blk	Stl	Min
		FG-FGA	FG-Pct	FT-FTA	FT-Pct	Off	Def	Tot							
01	James, Jayon	f	2-6	0-1	3-3	0	1	1	1	7	1	1	0	0	17
12	Ongwae, Tylor	f	2-7	1-2	0-0	3	2	5	1	5	0	0	0	0	13
00	Williams, Marvin	c	1-3	0-1	0-0	1	1	2	3	2	0	0	0	0	10
10	Olatayo, Amos	g	1-4	1-2	1-2	0	2	2	1	4	0	0	0	0	17
11	Coppola, Nick	g	0-2	0-1	0-0	0	1	1	1	0	1	1	0	0	12
02	Harvey, DeMondre		1-6	0-0	0-0	4	2	6	2	2	0	3	0	0	19
04	McCray, RJ		1-5	1-1	0-0	1	2	3	0	3	0	1	0	0	21
13	Amajoyi, Chinedu		0-2	0-0	2-2	1	4	5	0	2	0	2	0	1	14
15	Kozuta, Kyle		0-4	0-4	0-0	1	0	1	1	0	1	0	0	0	21
20	Sims, Evan		0-4	0-1	0-0	2	0	2	2	0	0	2	1	0	15
23	Brown, Millaun		1-2	0-0	0-0	1	1	2	5	2	0	2	0	0	13
33	Grieves, Daniel		1-9	0-5	0-0	1	0	1	3	2	1	0	0	0	21
34	Carswell II, Leon		0-0	0-0	2-2	0	2	2	1	2	0	2	0	0	5
35	Ponder, Colten		0-0	0-0	0-0	0	0	0	0	0	0	0	0	0	2
Team						0	2	2			3				
Totals			10-54	3-18	8-9	15	20	35	21	31	4	17	1	1	200

FG % 1st Half: 7-30 23.3% 2nd half: 3-24 12.5% Game: 10-54 18.5%
 3FG % 1st Half: 2-10 20.0% 2nd half: 1-8 12.5% Game: 3-18 16.7%
 FT % 1st Half: 4-5 80.0% 2nd half: 4-4 100.0% Game: 8-9 88.9%

Deadball
Rebound:
1

Ohio State 71 • 13-0

#	Player	Total		3-Ptr		Rebounds			PF	TP	A	TO	Blk	Stl	Min
		FG-FGA	FG-Pct	FT-FTA	FT-Pct	Off	Def	Tot							
10	Ross, LaQuinton	f	4-10	1-3	6-7	3	7	10	0	15	1	0	0	1	21
23	Williams, Amir	c	1-4	0-0	3-3	1	1	2	2	5	1	1	2	0	20
03	Scott, Shannon	g	1-2	1-2	0-0	1	3	4	1	3	5	3	0	3	28
04	Craft, Aaron	g	2-2	0-0	0-0	0	3	3	1	4	4	1	0	0	24
32	Smith Jr., Lenzelle	g	6-10	3-6	2-2	3	4	7	1	17	1	2	0	0	24
02	Loving, Marc		2-6	0-3	4-5	1	2	3	5	8	0	1	0	0	16
12	Thompson, Sam		1-4	1-2	0-0	0	2	2	0	3	0	0	0	0	21
33	Della Valle, Amedeo		5-12	2-7	2-2	1	4	5	1	14	2	1	0	0	23
34	Lorbach, Jake		0-0	0-0	0-0	0	1	1	1	0	0	0	0	0	3
55	McDonald, Trey		1-2	0-0	0-1	1	0	1	2	2	0	0	4	1	20
Team						0	2	2							
Totals			23-52	8-23	17-20	11	29	40	14	71	14	9	6	5	200

FG % 1st Half: 12-26 46.2% 2nd half: 11-26 42.3% Game: 23-52 44.2%
 3FG % 1st Half: 5-11 45.5% 2nd half: 3-12 25.0% Game: 8-23 34.8%
 FT % 1st Half: 12-14 85.7% 2nd half: 5-6 83.3% Game: 17-20 85.0%

Deadball
Rebound:
1

Officials: Mike Sanzere, John Gaffney, Gerald Williams
 Technical fouls: ULM-None. Ohio State-None.
 Attendance: 18534

Score by periods	1st	2nd	Total
ULM	20	11	31
Ohio State	41	30	71

HOME COURT ADVANTAGE

386-164 All-Time in Fant-Ewing Coliseum

ULM RECORDS IN FANT-EWING

Year	Games	Record	Pct.	Avg. Attend.
1971-72	10	6-4	.600	4,190
1972-73	11	8-3	.727	3,232
1973-74	11	8-3	.727	3,250
1974-75	12	11-1	.917	3,454
1975-76	13	10-3	.769	5,451
1976-77	13	9-4	.692	5,073
1977-78	13	10-3	.769	4,459
1978-79	16	15-1	.937	5,215
1979-80	14	10-4	.714	3,678
1980-81	16	8-8	.500	3,067
1981-82	16	13-3	.812	3,808
1982-83	14	12-2	.857	2,946
1983-84	16	11-5	.688	2,098
1984-85	13	9-4	.692	2,380
1985-86	15	14-1	.933	2,114
1986-87	13	8-5	.615	2,582
1987-88	12	10-2	.833	2,582
1988-89	12	8-4	.667	2,861
1989-90	14	13-1	.928	2,949
1990-91	14	14-0	1.000	3,327
1991-92	12	9-3	.750	2,710
1992-93	14	14-0	1.000	3,892
1993-94	14	10-4	.714	3,351
1994-95	12	9-3	.750	3,619
1995-96	11	8-3	.727	2,182
1996-97	12	9-3	.750	1,822
1997-98	11	7-4	.636	1,301
1998-99	11	7-4	.636	1,913
1999-00	14	11-3	.786	2,003
2000-01	13	9-4	.692	935
2001-02	12	12-0	1.000	3,437
2002-03	12	7-5	.583	1,412
2003-04	13	9-4	.692	1,624
2004-05	13	6-7	.462	1,296
2005-06	13	8-5	.615	793
2006-07	14	14-0	1.000	1,952
2007-08	12	5-7	.417	1,338
2008-09	14	8-6	.571	907
2009-10	14	8-6	.571	1,398
2010-11	13	4-9	.308	1,400
2011-12	13	0-13	.000	1,438
2012-13	12	3-9	.250	1,255
2013-14	3	2-1	.667	2,204
TOTALS	525	386-164	.702	



Warhawks Men's Basketball

University of Louisiana at Monroe



Number of times in 2013-14 a ULM student-athlete has led the team in...

Points		Field Goal Attempts		Blocks	
Amos Olatayo	3	Amos Olatayo	4	Tylor Ongwae	4
Tylor Ongwae	2	Tylor Ongwae	2	Marvin Williams	2
Marvin Williams	2	Daniel Grieves	1	Jayon James	2
Jayon James	1	Marvin Williams	1	Amos Olatayo	2
				Millaun Brown	1
				DeMondre Harvey	1
				Evan Sims	1
Rebounds		Free Throws Made		Steals	
Jayon James	3	Tylor Ongwae	4	Jayon James	4
Marvin Williams	2	Jayon James	3	Tylor Ongwae	4
DeMondre Harvey	1	Nick Coppola	1	Amos Olatayo	3
Amos Olatayo	1			R.J. McCray	2
Tylor Ongwae	1			Nick Coppola	2
				DeMondre Harvey	2
				Kyle Koszuta	2
				Chinedu Amajoyi	1
Assists		Free Throw Attempts		Minutes	
Nick Coppola	5	Jayon James	3	Jayon James	4
Jayon James	4	Tylor Ongwae	3	Amos Olatayo	2
R.J. McCray	2	Amos Olatayo	2	Nick Coppola	2
Daniel Grieves	1	Nick Coppola	1	Daniel Grieves	1
Kyle Koszuta	1			Kyle Koszuta	1
Tylor Ongwae	1			R.J. McCray	1
				Tylor Ongwae	1
Field Goals Made		3FG Made		Note: If multiple student-athletes tie in a category in a single game, they all receive credit for leading the team	
Amos Olatayo	3	Amos Olatayo	5		
Tylor Ongwae	3	Daniel Grieves	4		
Marvin Williams	2	Tylor Ongwae	3		
Jayon James	1	Kyle Koszuta	2		
		Nick Coppola	1		
		R.J. McCray	1		
		3FG Attempts			
		Daniel Grieves	4		
		Amos Olatayo	4		
		Nick Coppola	1		
		Kyle Koszuta	1		

FANT-EWING ATTENDANCE RECORDS

ULM has had at least 7,000 fans five times and is 5-0 in those games

Attend	Opponent	Result
8,044	Louisiana Tech (1/25/79)	W, 78-75 (OT)
7,467	McNeese State (1/30/80)	W, 82-57
7,326	Louisiana Tech (1/26/78)	W, 54-46
7,100	New Orleans (1/29/76)	W, 87-75
7,095	Centenary (3/6/82)	W, 98-85

Individual Career Totals for Returning Student-Athletes

Only includes statistics at ULM

Points		Steals	
A. Olatayo	477	R.J. McCray	55
M. Hansberry	390	J. James	49
R.J. McCray	370	M. Hansberry	46
J. James	332	A. Olatayo	41
M. Brown	176	K. Koszuta	29
K. Koszuta	121	M. Brown	26

Field Goals M-A		Free Throws M-A	
A. Olatayo	214-455	A. Olatayo	84-143
M. Hansberry	142-353	M. Hansberry	80-124
R.J. McCray	133-315	J. James	77-148
J. James	126-304	R.J. McCray	75-116
M. Brown	78-141	M. Brown	20-46
K. Koszuta	40-110	K. Koszuta	13-18

Rebounds		Three-Pointers M-A	
J. James	218	A. Olatayo	35-114
A. Olatayo	177	R.J. McCray	29-86
M. Brown	163	K. Koszuta	28-73
R.J. McCray	141	M. Hansberry	26-107
M. Hansberry	137	J. James	3-29
K. Koszuta	29		

Assists		Games/Starts	
J. James	166	R.J. McCray	85/35
R.J. McCray	116	M. Hansberry	71/28
M. Hansberry	110	J. James	35/34
K. Koszuta	51	M. Brown	35/25
A. Olatayo	27	K. Koszuta	35/2
M. Brown	13	A. Olatayo	31/27

Blocks		Minutes	
J. James	13	R.J. McCray	1706
R.J. McCray	13	M. Hansberry	1387
A. Olatayo	11	J. James	1195
M. Brown	9	A. Olatayo	926
M. Hansberry	2	M. Brown	827
		K. Koszuta	521

Double-Figures and Categorical Highs

Double-Figures	Season 10+ Points	Season 10+ Rebs	Season 10+ Asts
Amos Olatayo	6 times (20+ 2 times)		
Tylor Ongwae	6 times (20+ 2 times)		
Marvin Williams	4 times	1 time	
Jayon James	4 times	1 time	
Daniel Grieves	1 time		
Nick Coppola	1 time		
DeMondre Harvey	1 time		

Double-Figures	Career 10+ Points	Career 10+ Rebs	Career 10+ Asts
Amos Olatayo	23 times (20+ 11 times)	1 time	
Jayon James	17 times (20+ 1 time)	7 times	2 times
Marcelis Hansberry	15 times (20+ 1 time)		
R.J. McCray	11 times		
Tylor Ongwae	6 times (20+ 2 times)		
Millaun Brown	5 times (20+ 1 time)	1 time	
Marvin Williams	4 times	1 time	
Kyle Koszuta	3 times		
Nick Coppola	1 time		
Daniel Grieves	1 time		
DeMondre Harvey	1 time		

Single-Game Categorical Highs 2013-14		Double-Doubles	
Points	Amos Olatayo - 30 (at NSU)	Jayon James - five career	
Field Goals Made	Amos Olatayo - 11 (at NSU)	10 pt, 12 reb vs SLU (12/10/12)	
3FG Made	Daniel Grieves/Amos Olatayo - 3	11 pt, 12 reb vs SU (12/13/12)	
Free Throws Made	Jayon James/Tylor Ongwae - 9	26 pt, 10 reb vs FAU (12/12/12)	
Rebounds	Jayon James - 11 (at Ole Miss)	19 pt, 10 reb at NT (1/5/13)	
Assists	Nick Coppola - 8 (at NSU)	11 pt, 15 ast at FIU (2/2/13)	
Steals	Tylor Ongwae - 4 (vs. Thomas)	Marvin Williams - one season	
Blocks	Marvin Williams - 3 (vs. Thomas)	13 pt, 10 reb at NSU (11/21/13)	



Warhawks Men's Basketball

University of Louisiana at Monroe



The Last Time ULM...

Scored 100 or more points
Scored 90 or more points
Scored 80 or more points
Scored fewer than 40 points
Held an opponent to under 50 points
Held an opponent to under 40 points
Won by 30 or more points
Won by 40 or more points
Won by 50 or more points
Won by 60 or more points
Had four double-digit scorers
Had five double-digit scorers
Had no double-digit scorers
Had 20 or more assists
Had 10 or fewer assists
Had 10 or more blocks
Had 10 or more steals
Had 20 or more turnovers
Had 10 or fewer turnovers
Made 30 or more field goals
Made 40 or more field goals
Made 50 or more field goals
Shot over 50 pct from field
Shot over 60 pct from field
Shot less than 30 pct from field
Made 10 or more 3-pointers
Made 15 or more 3-pointers
Shot over 50 pct from 3FG
Shot over 60 pct from 3FG
Shot less than 20 pct from 3FG
Made 20 or more free throws
Made 30 or more free throws
Shot over 80 pct free throws
Shot over 90 pct free throws
Won on a buzzer beater
Lost on a buzzer beater
Won on the last possession
Lost on the last possession
Won in overtime
Won in double overtime
Won in triple overtime
Had two double-doubles in one game
Had two 20+ scorers in one game

105, vs. Alcorn State (11/27/2007)
99, vs. U of the Southwest (12/28/2009)
84, vs. Thomas (12/9/2013)
31, at No. 3 Ohio State (12/27/2013)
46, vs. Centenary (12/11/2010)
37, vs. LeTourneau (11/25/1991)
34, vs. Samford (11/18/2013)
54, vs. Union College (1/3/2009)
54, vs. Union College (1/3/2009)
63, vs. LeTourneau (11/25/1991)
vs. Thomas (12/9/2013)
at North Texas (1/5/2013)
at No. 3 Ohio State (12/27/2013)
20, at FIU (2/2/2013)
4, at No. 3 Ohio State (12/27/2013)
10, vs. William Carey (12/2/2006)
10, at LSU (12/14/2013)
20, vs. Thomas (12/9/2013)
9, vs. North Texas (2/14/2013)
30, at Northwestern State (11/21/2013)
41, vs. Texas College (12/22/2003)
51, vs. Georgia Southern (2/8/1979)
.596 (28-47), vs. Thomas (12/9/2013)
.620 (31-50), at Nicholls State (11/28/2011)
.185 (10-54) at No. 3 Ohio State (12/27/2013)
10, vs. Troy (1/26/2013)
15, vs. Middle Tennessee (1/24/2008)
.563 (9-16), vs. North Texas (2/14/2013)
.615 (8-13), at UL-Lafayette (1/22/2011)
.167 (3-18), at No. 3 Ohio State (12/27/2013)
23, vs. Thomas (12/9/2013)
30, vs. Troy (12/31/2009)
.850 (17-20), at North Texas (1/5/2013)
1.000 (5-5), at Texas A&M (12/10/2011)
W, 60-58, vs. SFA (Malcolm Thomas Jumper) (11/25/2008)
L, 76-73, at La. Tech (Kyle Gibson 3FG) (12/2/2009)
W, 65-64, vs. FAU (Trent Mackey 3FG, 8 secs) (12/29/2012)
L, 65-64, vs. SFA (Zac Downing 3FG, 4 secs) (11/23/2010)
W, 84-80, at Northwestern State (11/21/2013)
W, 108-102, at Northwestern State (1/5/1989)
W, 107-106, at La. Tech (1/5/1970)
Rudy Turner & Tony Hooper vs. Harding (12/22/2009)
Amos Olatayo (22) & Millaun Brown (21) vs. North Texas (2/14/2013)

A ULM Player...

Had a double-double (pts-rbs)
Had a double-double (pts-asts)
Had a triple-double
Had 20 points or more
Had 30 points or more
Had 40 points or more
Had 50 points or more
Made 10 or more field goals
Made 15 or more field goals
Made five or more 3FG
Made 10 or more FT
Had 10 or more rebounds
Had 15 or more rebounds
Had 20 or more rebounds
Had 25 or more rebounds
Had 30 or more rebounds
Had 10 or more assists
Had 15 or more assists
Had five or more steals
Had 10 or more steals
Had five or more blocks
Had 10 or more blocks
Played 40 minutes or more

Marvin Williams (13 pts and 10 rbs), at NSU (11/21/2013)
Jayon James (11 pts and 15 asts), at FIU (2/2/2013)
Wojciech Mydra (11 pts, 10 rbs, 10 blks) vs. SHSU (1/24/2002)
Tylor Ongwae (20), vs. LA Tech (12/22/13)
Amos Olatayo (30), at Northwestern State (11/21/2013)
Henry Steele (40), vs. Louisiana College (1/23/1971)
Glynn Saulters (51), vs. Nicholls State (1/1/1968)
Amos Olatayo (11), at Northwestern State (11/21/2013)
Mike Smith (15), vs. Houston (12/15/1999)
Trent Mackey (5), vs. North Texas (2/14/2013)
Tommie Sykes (14-18), vs. Union College (1/4/2011)
Jayon James (11), at Ole Miss (12/18/13)
Lance Brasher (17), vs. Middle Tennessee (1/24/2008)
DeAndre Alexander (20), vs. Lamar (3/2/2005)
Calvin Natt (25), vs. Miss. State (12/5/1978)
Calvin Natt (31) vs. Georgia Southern (12/29/1976)
Jayon James (10), vs. Arkansas State (2/16/2013)
Larry Sauls (19), vs. Mississippi College (1/7/1970)
Jayon James (6), vs. WKU (3/8/2013)
Arthur Hayes (10), vs. McNeese State (1983)
Rudy Turner (6), vs. Western Kentucky (2/4/2010)
Wojciech Mydra (13), vs. UTSA (3/2/2002)
Amos Olatayo & Trent Mackey (40), vs. Arkansas State (2/16/2013)

MISCELLANEOUS STATS 2013-14

Largest halftime lead

24, vs. Thomas, 46-22

Largest halftime deficit

21, at No. 3 OSU, 41-20

Largest halftime lead surrendered in a loss

None

Largest halftime deficit overcome in a win

6, at NSU, 35-29 (won 84-80)

Largest lead any time

41, vs. Samford, 84-43, 3:01 left 2H

Largest deficit any time

40, at No. 3 OSU, 71-31, 58 secs left 2H

Largest margin of victory

34, vs. Samford, 86-52 (11/18/13)

Largest margin of defeat

40, at No. 3 OSU, 71-31 (12/27/13)

Most points scored in a half

46, vs. Thomas, first half

Fewest points scored in a half

11, at No. 3 OSU, second half

Most points allowed in a half

48, vs. LA Tech, first half

Fewest points allowed in a half

25, vs. Samford, second half

Largest Rebounding Advantage

+18, vs. Thomas, 41-23

Largest Rebounding Disadvantage

-9, at Kansas, 36-27

Highest Plus Turnover Differential

+5, vs. Samford, 15-10

Highest Minus Turnover Differential

-14, at NSU, 29-15

Most 3FG Made In a Game

7, at Ole Miss (12/18/13)

Most 3FG Allowed in a Game

9, vs. LA Tech (12/22/13)



Warhawks Men's Basketball

University of Louisiana at Monroe



2013-14 ULM MEN'S BASKETBALL

ULM Combined Team Statistics (as of Dec 27, 2013)

All games

2013-14 Stats

RECORD:	OVERALL	HOME	AWAY	NEUTRAL
ALL GAMES	3-5	2-1	1-4	0-0
CONFERENCE	0-0	0-0	0-0	0-0
NON-CONFERENCE	3-5	2-1	1-4	0-0

#	Player	gp-gs	min	avg	Total		3-Point		F-Throw		Rebounds												
					fg-fga	fg%	3fg-fga	3fg%	ft-fa	ft%	off	def	tot	avg	pf	dq	a	to	blk	stl	pts	avg	
10	Olatayo,Amos	8-8	217	27.1	44-88	.500	11-29	.379	14-24	.583	14	30	44	5.5	16	0	6	18	2	8	113	14.1	
12	Ongwae,Tylor	8-8	188	23.5	34-77	.442	6-17	.353	26-32	.813	13	21	34	4.3	17	1	11	12	8	9	100	12.5	
01	James,Jayon	8-8	228	28.5	26-57	.456	0-2	.000	26-37	.703	12	41	53	6.6	20	0	29	18	3	10	78	9.8	
00	Williams,Marvin	8-7	187	23.4	32-65	.492	1-2	.500	8-16	.500	13	21	34	4.3	24	2	4	17	5	4	73	9.1	
33	Grieves,Daniel	8-0	107	13.4	12-33	.364	9-25	.360	0-1	.000	2	9	11	1.4	14	0	4	6	0	2	33	4.1	
04	McCray,RJ	8-1	111	13.9	10-28	.357	2-5	.400	10-12	.833	3	10	13	1.6	5	0	12	8	1	7	32	4.0	
11	Coppola,Nick	8-8	213	26.6	10-36	.278	2-10	.200	8-12	.667	3	18	21	2.6	11	0	33	22	0	3	30	3.8	
02	Harvey,DeMondre	8-0	106	13.3	8-18	.444	0-0	.000	6-11	.545	11	26	37	4.6	14	0	5	8	2	7	22	2.8	
15	Koszuta,Kyle	8-0	107	13.4	8-27	.296	4-19	.211	0-0	.000	1	3	4	0.5	7	0	3	5	0	6	20	2.5	
34	Carswell II,Leon	1-0	5	5.0	0-0	.000	0-0	.000	2-2	1.000	0	2	2	2.0	1	0	0	2	0	0	2	2.0	
13	Amajoyi,Chinedu	6-0	31	5.2	3-7	.429	0-2	.000	4-6	.667	3	4	7	1.2	1	0	0	3	0	1	10	1.7	
23	Brown,Millaun	8-0	85	10.6	4-11	.364	0-0	.000	3-4	.750	8	10	18	2.3	16	1	0	7	1	2	11	1.4	
20	Sims,Evan	4-0	38	9.5	0-8	.000	0-1	.000	1-4	.250	2	4	6	1.5	8	0	1	5	1	0	1	0.3	
35	Ponder,Colten	1-0	2	2.0	0-0	.000	0-0	.000	0-0	.000	0	0	0	0.0	0	0	0	0	0	0	0	0.0	
Team											12	10	22	5									
Total.....		8	1625		191-455	.420	35-112	.313	108-161	.671	97	209	306	38.2	154	4	108	136	23	59	525	65.6	
Opponents.....		8	1625		201-462	.435	47-154	.305	114-173	.659	83	195	278	34.8	143	-	107	106	45	73	563	70.4	

TEAM STATISTICS	ULM	OPP
SCORING	525	563
Points per game	65.6	70.4
Scoring margin	-4.7	-
FIELD GOALS-ATT	191-455	201-462
Field goal pct	.420	.435
3 POINT FG-ATT	35-112	47-154
3-point FG pct	.313	.305
3-pt FG made per game	4.4	5.9
FREE THROWS-ATT	108-161	114-173
Free throw pct	.671	.659
F-Throws made per game	13.5	14.3
REBOUNDS	306	278
Rebounds per game	38.2	34.8
Rebounding margin	+3.5	-
ASSISTS	108	107
Assists per game	13.5	13.4
TURNOVERS	136	106
Turnovers per game	17.0	13.3
Turnover margin	-3.7	-
Assist/turnover ratio	0.8	1.0
STEALS	59	73
Steals per game	7.4	9.1
BLOCKS	23	45
Blocks per game	2.9	5.6
ATTENDANCE	6611	49934
Home games-Avg/Game	3-2204	5-9987
Neutral site-Avg/Game	-	0-0

Date	Opponent	Score	Att.
11/08/13	at Kansas	L 63-80	16300
11/18/13	SAMFORD	W 86-52	1503
11/21/13	at Northwestern State	Wot 84-80	1723
12/09/13	THOMAS	W 84-61	1001
12/14/13	at LSU	L 54-61	7623
12/18/13	at Ole Miss	L 62-75	5754
12/22/13	LOUISIANA TECH	L 61-83	4107
12/27/13	at Ohio State	L 31-71	18534

* - Conference game



SUN BELT™

CONFERENCE

Score by Periods	1st	2nd	OT	Totals
ULM	260	255	10	525
Opponents	283	274	6	563



Warhawks Men's Basketball

University of Louisiana at Monroe



2013-14 ULM MEN'S BASKETBALL ULM Points-Rebounds-Assists (as of Dec 30, 2013) All games

Opponent	Date	Score		00 WILLIAMS,M	01 JAMES,JAYO	02 HARVEY,DEM	04 MCCRAY,RJ	10 OLATAYO,AM	11 COPPOLA,NI	12 ONGWAE,TYL
at Kansas	11/08/13	63-80	L	19-6-0	5-4-4	0-2-0	5-0-0	11-3-2	10-3-2	4-2-3
SAMFORD	11/18/13	86-52	w	5-3-1	14-9-4	2-5-1	5-1-2	22-4-0	5-3-6	14-5-3
at Northwestern State	11/21/13	84-80	w	13-10-1	17-7-6	1-5-1	3-0-0	30-9-0	2-2-8	11-5-1
THOMAS	12/09/13	84-61	w	12-4-0	10-6-2	11-6-1	4-1-4	7-5-3	7-3-3	22-7-4
at LSU	12/14/13	54-61	L	14-3-0	2-7-3	3-2-0	2-5-5	11-8-0	0-2-4	12-3-0
at Ole Miss	12/18/13	62-75	L	2-2-2	9-11-5	2-8-0	3-1-1	17-6-1	6-5-5	12-2-0
LOUISIANA TECH	12/22/13	61-83	L	6-4-0	14-8-4	1-3-2	7-2-0	11-7-0	0-2-4	20-5-0
at Ohio State	12/27/13	31-71	L	2-2-0	7-1-1	2-6-0	3-3-0	4-2-0	0-1-1	5-5-0

Opponent	Date	Score		13 AMAJOIY,CH	15 KOSZUTA,KY	20 SIMS,EVAN	23 BROWN,MILL	33 GRIEVES,DA	34 CARSWELL,I	35 PONDER,COL
at Kansas	11/08/13	63-80	L	0-0-0	0-0-1	1-3-1	2-0-0	6-1-0	DNP	DNP
SAMFORD	11/18/13	86-52	w	6-2-0	0-0-1	0-1-0	0-4-0	13-3-1	DNP	DNP
at Northwestern State	11/21/13	84-80	w	2-0-0	3-1-0	DNP	2-3-0	0-2-0	DNP	DNP
THOMAS	12/09/13	84-61	w	0-0-0	7-0-0	0-0-0	1-5-0	3-2-0	DNP	DNP
at LSU	12/14/13	54-61	L	DNP	2-0-0	DNP	2-1-0	6-1-0	DNP	DNP
at Ole Miss	12/18/13	62-75	L	0-0-0	6-2-0	DNP	2-3-0	3-0-1	DNP	DNP
LOUISIANA TECH	12/22/13	61-83	L	DNP	2-0-0	DNP	0-0-0	0-1-1	DNP	DNP
at Ohio State	12/27/13	31-71	L	2-5-0	0-1-1	0-2-0	2-2-0	2-1-1	2-2-0	0-0-0

2013-14 ULM MEN'S BASKETBALL ULM Team Game-by-Game (as of Dec 30, 2013) All games

TEAM STATISTICS

Opponent	Date	Score		Total		3-Pointers		Free throws		Rebounds										
				fg-fga	pct	3fg-fga	pct	ft-fa	pct	off	def	tot	avg	pf	a	t/o	blk	stl	pts	avg
at Kansas	11/08/13	63-80	L	21-49	.429	3-10	.300	18-29	.621	6	21	27	27.0	31	13	13	0	4	63	63.0
SAMFORD	11/18/13	86-52	w	34-67	.507	6-19	.316	12-18	.667	12	30	42	34.5	16	19	10	5	11	86	74.5
at Northwestern State	11/21/13	84-80	wot	29-54	.537	4-11	.364	22-35	.629	9	37	46	38.3	23	17	29	3	8	84	77.7
THOMAS	12/09/13	84-61	w	28-47	.596	5-11	.455	23-31	.742	10	31	41	39.0	12	17	20	6	8	84	79.2
at LSU	12/14/13	54-61	L	20-56	.357	2-12	.167	12-15	.800	11	23	34	38.0	16	12	13	3	10	54	74.2
at Ole Miss	12/18/13	62-75	L	25-66	.379	7-17	.412	5-10	.500	20	25	45	39.2	21	15	17	3	8	62	72.2
LOUISIANA TECH	12/22/13	61-83	L	24-62	.387	5-14	.357	8-14	.571	14	22	36	38.7	14	11	17	2	9	61	70.6
at Ohio State	12/27/13	31-71	L	10-54	.185	3-18	.167	8-9	.889	15	20	35	38.2	21	4	17	1	1	31	65.6
ULM		525		191-455	.420	35-112	.313	108-161	.671	97	209	306	38.2	154	108	136	23	59	525	65.6
Opponents		563		201-462	.435	47-154	.305	114-173	.659	83	195	278	34.8	143	107	106	45	73	563	70.4

Number of ULM Double-Figure Scorers by Game

Four Double-Figure Scorers (3)

vs. Samford (Olatayo/James/Ongwae/Grievess)
at NSU (Olatayo/James/Williams/Ongwae)
vs. Thomas (Ongwae/Harvey/Williams/James)

Three Double-Figure Scorers (3)

at No. 5 Kansas (Williams/Olatayo/Coppola)
at LSU (Williams/Olatayo/Ongwae)
vs. LA Tech (Ongwae/James/Olatayo)

Two Double-Figure Scorers (1)

at Ole Miss (Olatayo/Ongwae)

Zero Double-Figure Scorers (1)

at No. 3 Ohio State



0 Marvin Williams

Junior | Center | 6-8 | 245
Memphis, Tenn. | NW Florida State College

	Season-High	Career-High
Pts	19, at KU (11/8/13)	19, at KU (11/8/13)
FG	8, at KU (11/8/13)	8, at KU (11/8/13)
3FG	1, vs. SAM (11/18/13)	1, vs. SAM (11/18/13)
FT	4, vs. Thom (12/9/13)	4, vs. Thom (12/9/13)
Ast	2, at Miss (12/18/13)	2, at Miss (12/18/13)
Reb	10, at NSU (11/21/13)	10, at NSU (11/21/13)
Blocks	3, vs. Thom (12/9/13)	3, vs. Thom (12/9/13)
Steals	1, four times	1, four times
Min	33, at NSU (11/21/13)	33, at NSU (11/21/13)

Opponent	Date	GS	Min	FG-FGA/Pct.	3FG-FGA	FT-FTA/PCT	O-D-T	PF-FO	A	TO	Blk	Stl	Pts/Avg
Kansas	11/8/13	*	24	8-13/.615	0-0	3-5/.600	2-4-6	5-1	0	2	0	0	19/19.0
Samford	11/18/13	*	21	2-6/.333	1-1	0-0/.000	0-3-3	3-0	1	1	1	0	5/12.0
NSU	11/21/13	*	33	6-12/.500	0-0	1-4/.250	2-8-10	5-1	1	1	1	0	13/12.3
Thomas	12/9/13	*	22	4-6/.667	0-0	4-6/.667	1-3-4	2-0	0	2	3	1	12/12.3
LSU	12/14/13	*	28	7-10/.700	0-0	0-1/.000	3-0-3	3-0	0	5	0	1	14/12.6
Ole Miss	12/18/13	*	25	1-8/.125	0-0	0-0/.000	2-0-2	3-0	2	3	0	1	2/10.8
La. Tech	12/22/13	*	24	3-7/.429	0-0	0-0/.000	2-2-4	0-0	0	3	0	1	6/10.1
OSU	12/27/13	*	10	1-3/.333	0-1	0-0/.000	1-1-2	3-0	0	0	0	0	2/9.1
ULL													
UTA													
TX ST													
Troy													
USA													
WKU													
GSU													
ASU													
ULL													
TX ST													
UTA													
UALR													
GSU													
WKU													
USA													
Troy													
ASU													
UALR													
Totals		7	187	32-65/.492	1-2/.500	8-16/.500	13-21-34	24-2	4	17	5	7	73/9.1



2 DeMondre Harvey

Sophomore | Forward | 6-7 | 210
Minden, La. | Pearl River CC

	Season-High	Career-High
Pts	11, vs. Thom (12/9/13)	11, vs. Thom (12/9/13)
FG	4, vs. Thom (12/9/13)	4, vs. Thom (12/9/13)
3FG	N/A	N/A
FT	3, vs. Thom (12/9/13)	3, vs. Thom (12/9/13)
Ast	2, vs. LA Tech (12/22/13)	2, vs. LA Tech (12/22/13)
Reb	8, at Miss (12/18/13)	8, at Miss (12/18/13)
Blocks	1, two times	1, two times
Steals	2, vs. LA Tech (12/22/13)	2, vs. LA Tech (12/22/13)
Min	19, at OSU (12/27/13)	19, at OSU (12/27/13)

Opponent	Date	GS	Min	FG-FGA/Pct.	3FG-FGA	FT-FTA/PCT	O-D-T	PF-FO	A	TO	Blk	Stl	Pts/Avg
Kansas	11/8/13	9	0-0/.000	0-0	0-0/.000	0-2-2	2-0	0	1	0	1		0/0.0
Samford	11/18/13	13	1-2/.500	0-0	0-0/.000	0-5-5	2-0	1	0	1	1		2/1.0
NSU	11/21/13	9	0-0/.000	0-0	1-2/.500	1-4-5	2-0	1	1	0	0		1/1.0
Thomas	12/9/13	15	4-5/.800	0-0	3-5/.600	2-4-6	2-0	1	2	1	1		11/3.5
LSU	12/14/13	10	1-1/1.000	0-0	1-2/.500	0-2-2	0-0	0	0	0	1		3/3.4
Ole Miss	12/18/13	14	1-3/.333	0-0	0-0/.000	3-5-8	3-0	0	1	0	1		2/3.2
La. Tech	12/22/13	17	0-1/.000	0-0	1-2/.500	1-2-3	1-0	2	0	0	2		1/2.9
OSU	12/27/13	21	1-6/.167	0-0	0-0/.000	4-2-6	2-0	0	1	0	0		2/2.8
ULL													
UTA													
TX ST													
Troy													
USA													
WKU													
GSU													
ASU													
ULL													
TX ST													
UTA													
UALR													
GSU													
WKU													
USA													
Troy													
ASU													
UALR													
Totals		106	8-18/.444	0-0	6-11/.545	11-26-37	14-0	5	6	2	7		22/2.8



1 Jayon James

Senior | Forward | 6-6 | 225
Paterson, N.J. | Lamar State-Port Arthur

	Season-High	Career-High
Pts	17, at NSU (11/21/13)	26, vs. FAU (12/29/13)
FG	6, vs. SAM (11/18/13)	12, vs. FAU (12/29/13)
3FG	N/A	3, at UALR (12/1/12)
FT	9, at NSU (11/21/13)	9, at NSU (11/21/13)
Ast	6, at NSU (11/21/13)	15, at FAU (2/2/13)
Reb	11, at Miss (12/18/13)	12, two times
Blocks	1, three times	3, vs. ULL (3/2/13)
Steals	3, at Miss (12/13/13)	6, vs. WKU (3/8/13)
Min	37, at NSU (11/21/13)	42, vs. Troy (1/26/13)

Opponent	Date	GS	Min	FG-FGA/Pct.	3FG-FGA	FT-FTA/PCT	O-D-T	PF-FO	A	TO	Blk	Stl	Pts/Avg
Kansas	11/8/13	*	33	2-8/.250	0-0	1-3/.333	0-4-4	4-0	4	0	0	1	5/5.0
Samford	11/18/13	*	26	6-8/.750	0-1	2-2/1.000	1-8-9	2-0	4	2	1	2	14/9.5
NSU	11/21/13	*	37	4-7/.571	0-0	9-11/.818	1-6-7	2-0	6	5	0	2	17/12.0
Thomas	12/9/13	*	25	4-6/.667	0-0	2-4/.500	1-5-6	2-0	2	5	1	0	10/11.5
LSU	12/14/13	*	30	0-6/.000	0-0	2-2/1.000	2-5-7	2-0	3	0	1	1	2/9.6
Ole Miss	12/18/13	*	26	4-11/.364	0-0	1-3/.333	5-6-11	4-0	5	1	0	3	9/9.5
La. Tech	12/22/13	*	34	4-5/.800	0-0	6-9/.667	2-6-8	3-0	4	4	0	1	14/10.1
OSU	12/27/13	*	17	2-6/.333	0-1	3-3/1.000	0-1-1	1-0	1	1	0	0	7/9.8
ULL													
UTA													
TX ST													
Troy													
USA													
WKU													
GSU													
ASU													
ULL													
TX ST													
UTA													
UALR													
GSU													
WKU													
USA													
Troy													
ASU													
UALR													
Totals		8	228	26-57/.456	0-2	26-40/.703	12-41-53	20-0	29	18	3	10	78/9.8



3 Marcelis Hansberry

Senior | Guard | 6-0 | 185
Jackson, Miss. | Provine HS

	Season-High	Career-High
Pts	N/A	22, at UALR (2/4/12)
FG	N/A	7, at USA (1/17/13)
3FG	N/A	3, at UALR (2/4/12)
FT	N/A	5, at NT (2/16/12)
Ast	N/A	9, at USA (2/11/12)
Reb	N/A	9, at NT (2/16/12)
Blocks	N/A	1, two times
Steals	N/A	4, at USA (1/17/13)
Min	N/A	37, at FAU (1/31/13)

Opponent	Date	GS	Min	FG-FGA/Pct.	3FG-FGA	FT-FTA/PCT	O-D-T	PF-FO	A	TO	Blk	Stl	Pts/Avg
Kansas	11/8/13					DNP							
Samford	11/18/13					DNP							
NSU	11/21/13					DNP							
Thomas	12/9/13					DNP							
LSU	12/14/13					DNP							
Ole Miss	12/18/13					DNP							
La. Tech	12/22/13					DNP							
OSU	12/27/13					DNP							
ULL													
UTA													
TX ST													
Troy													
USA													
WKU													
GSU													
ASU													
ULL													
TX ST													
UTA													
UALR													
GSU													
WKU													
USA													
Troy													
ASU													
UALR													
Totals						ACL Injury							



Arlington, Texas | Grace Prep Academy

Opponent	Date	GS	Min	FG-FGA/Pct.	3FG-FGA	FT-FTA/PCT	O-D-T	PF-FO	A	TO	Blk	Stl	Pts/Avg
Kansas	11/8/13	9	1-2/500	0-0	3-4/750	0-0-0	1-0	0	0	0	0	0	5/5.0
Samford	11/18/13	14	1-4/250	0-2	3-3/1,000	0-1-1	0-0	2	0	0	2	0	5/5.0
NSU	11/21/13	11	1-3/333	0-1	1-2/500	0-0-0	0-0	0	1	0	0	0	3/4.3
Thomas	12/9/13	18	2-3/667	0-0	0-0/0,000	0-1-1	0-0	4	2	0	1	0	4/4/3
LSU	12/14/13	11	0-1/000	0-0	2-2/1,000	2-3-5	2-0	5	1	0	2	0	2/3.8
Ole Miss	12/18/13	9	1-3/333	0-0	1-1/1,000	0-1-1	1-0	1	1	1	1	1	3/3.7
La. Tech	12/22/13	*	18	3-7/429	1-1	0-0/0,000	0-2-2	1-0	0	2	0	1	7/4.1
OSU	12/27/13	21	1-5/200	1-1	0-0/0,000	1-2-3	0-0	0	1	0	0	1	3/4.0
ULL													
UTA													
TX ST													
Troy													
USA													
WKU													
GSU													
ASU													
ULL													
TX ST													
UTA													
UALR													
GSU													
WKU													
USA													
Troy													
ASU													
UALR													
Totals		1	111	10-28/357	2-5/400	10-12/833	3-10-13	5-0	12	7	1	8	32/4.0



Richmond, Va. | Benedictine Prep

Opponent	Date	GS	Min	FG-FGA/Pct.	3FG-FGA	FT-FTA/PCT	O-D-T	PF-FO	A	TO	Blk	Stl	Pts/Avg
Kansas	11/8/13	*	31	2-5/.400	1-3	5-7/.714	0-3-3	0-0	2	2	0	0	10/10.0
Samford	11/18/13	*	26	2-5/.400	0-1	1-3/.333	0-3-3	2-0	6	0	0	0	5/7.5
NSU	11/21/13	*	34	1-5/.200	0-1	0-0/.000	0-2-2	3-0	8	7	0	2	2/5.7
Thomas	12/9/13	*	22	2-3/.667	1-1	2-2/1.000	0-3-3	0-0	3	5	0	0	7/6.0
LSU	12/14/13	*	29	0-3/.000	0-1	0-0/.000	0-2-2	2-0	4	2	0	0	0/4.8
Ole Miss	12/18/13	*	31	3-6/.500	0-1	0-0/.000	2-3-5	3-0	5	3	0	0	6/5.0
La. Tech	12/22/13	*	28	0-7/.000	0-1	0-0/.000	1-1-2	0-0	4	2	0	0	0/4.3
OSU	12/27/13	*	12	0-2/.000	0-1	0-0/.000	0-1-1	1-0	1	1	0	0	0/4.0
ULL													
UTA													
TX ST													
Troy													
USA													
WKU													
GSU													
ASU													
ULL													
TX ST													
UTA													
UALR													
GSU													
WKU													
USA													
Troy													
ASU													
UALR													
Totals		8	213	10-36/.278	2-10	8-12/.667	3-18-21	11-0	33	22	0	3	30/4.0



Houston, Texas | Navarro College

Opponent	Date	GS	Min	FG-FGA/Pct.	3FG-FGA	FT-FTA/PCT	O-D-T	PF-FO	A	TO	Blk	Stl	Pts/Avg
Kansas	11/8/13	*	33	5-10/.500	0-2	1-2/.500	1-2-3	3-0	2	4	0	1	11/11.0
Samford	11/18/13	*	25	10-13/.769	2-4	0-0/.000	2-2-4	1-0	0	2	1	1	22/16.5
NSU	11/21/13	*	37	11-13/.846	2-2	6-10/.600	2-7-9	4-0	0	6	0	2	30/21.0
Thomas	12/9/13	*	29	2-6/.333	1-4	2-2/1.000	1-4-5	1-0	3	1	0	0	7/17.5
LSU	12/14/13	*	28	4-13/.308	0-4	3-4/.750	1-7-8	2-0	0	1	1	1	11/16.2
Ole Miss	12/18/13	*	26	7-16/.438	2-5	1-4/.250	4-2-6	0-0	1	2	0	1	17/16.3
La. Tech	12/22/13	*	28	4-13/.308	3-6	0-0/.000	3-4-7	4-0	0	2	0	2	11/15.6
OSU	12/27/13	*	17	1-4/.250	1-2	1-2/.500	0-2-2	1-0	0	0	0	0	4/14.1
ULL													
UTA													
TX ST													
Troy													
USA													
WKU													
GSU													
ASU													
ULL													
TX ST													
UTA													
UALR													
WKU													
GSU													
Troy													
ASU													
UALR													
Totals		8	217	44-88/.500	11-29/.379	14-24/.583	14-30-.44	16-0	6	18	2	8	113/14.1



Eldoret, Kenya | Ranger College

Opponent	Date	GS	Min	FG-FGA/Pct.	3FG-FGA	FT-FTA/PCT	O-D-T	PF-FO	A	TO	Blk	Stl	Pts/Avg
Kansas	11/8/13	*	15	1-4/.250	0-2	2-2/1.000	1-1-2	5-1	3	1	0	1	4/4.0
Samford	11/18/13	*	25	5-11/.455	0-1	4-5/.800	3-2-5	0-0	3	1	1	2	14/9.0
NSU	11/21/13	*	29	3-6/.500	1-1	4-6/.667	0-5-5	4-0	1	5	2	0	11/9.7
Thomas	12/9/13	*	28	6-11/.545	1-3	9-10/.900	3-4-7	0-0	4	0	1	4	22/12.8
LSU	12/14/13	*	26	4-10/.400	0-0	4-4/1.000	1-2-3	2-0	0	1	0	2	12/12.6
Ole Miss	12/18/13	*	21	4-9/.444	2-4	2-2/1.000	0-2-2	2-0	0	2	2	0	12/12.5
La. Tech	12/22/13	*	35	9-19/.474	1-4	1-3/.333	2-3-5	3-0	0	2	2	0	20/13.6
OSU	12/27/13	*	13	2-7/.286	1-2	0-0/.000	3-2-5	1-0	0	0	0	0	5/12.5
ULL													
UTA													
TX ST													
Troy													
USA													
WKU													
GSU													
ASU													
ULL													
TX ST													
UTA													
UALR													
GSU													
WKU													
USA													
Troy													
ASU													
UALR													
Totals		8	188	34-77/.442	6-17/.353	26-32/.813	13-21-34	17-1	11	12	8	9	100/12.5



	Season-High	Career-High
Pts	6, vs. SAM (11/18/13)	6, vs. SAM (11/18/13)
FG	2, vs. SAM (11/18/13)	2, vs. SAM (11/18/13)
3FG	N/A	N/A
FT	2, two times	2, two times
Ast	N/A	N/A
Reb	5, at OSU (12/27/13)	5, at OSU (12/27/13)
Blocks	N/A	N/A
Steals	1, at OSU (12/27/13)	1, at OSU (12/27/13)
Min	14, at OSU (12/27/13)	14, at OSU (12/27/13)

[illegible]

Totals	31	3-7/.429	0-2	4-6/.667	3-4-7	1-0	0	3	0	1	10/1.7
---------------	-----------	-----------------	------------	-----------------	--------------	------------	----------	----------	----------	----------	---------------



	Season-High	Career-High
Pts	1, at KU (11/8/13)	1, at KU (11/8/13)
FG	N/A	N/A
3FG	N/A	N/A
FT	1, at KU (11/8/13)	1, at KU (11/8/13)
Ast	1, at KU (11/8/13)	1, at KU (11/8/13)
Reb	3, at KU (11/8/13)	3, at KU (11/8/13)
Blocks	1, at OSU (12/27/13)	1, at OSU (12/27/13)
Steals	N/A	N/A
Min	15, at OSU (12/27/13)	15, at OSU (12/27/13)

ULL
UTA
TX ST
Troy
USA
WKU
GSU
ASU
ULL
TX ST
UTA
UALR
GSU
WKU
USA
Troy
ASU
UALR

Totals	38	0-8/.000	0-1	1-4/.250	2-4-6	8-0	1	5	1	0	1/0.3
---------------	----	----------	-----	----------	-------	-----	---	---	---	---	-------



	Season-High	Career-High
Pts	7, vs. Thomas (12/9/13)	15, vs. WKU (3/8/13)
FG	3, vs. Thomas (12/9/13)	5, vs. WKU (3/8/13)
3FG	2, at Miss (12/18/13)	4, vs. WKU (3/8/13)
FT	N/A	4, vs. ASU (2/16/13)
Ast	1, three times	6, vs. FAU (12/29/12)
Reb	2, at Miss (12/18/13)	3, vs. WKU (3/8/13)
Blocks	N/A	N/A
Steals	2, two times	4, vs. FAU (12/29/12)
Min	21, two times	36, vs. WKU (3/8/13)

ULL	
UTA	
TX ST	
Troy	
USA	
WKU	
GSU	
ASU	
ULL	
TX ST	
UTA	
UALR	
GSU	
WKU	
USA	
Troy	
ASU	
UALR	

Totals	107	8-27/.296	4-19/.211	0-0/.000	1-3-4	7-0	3	5	0	4	20/2.5
---------------	------------	------------------	------------------	-----------------	--------------	------------	----------	----------	----------	----------	---------------



	Season-High	Career-High
Pts	N/A	N/A
FG	N/A	N/A
3FG	N/A	N/A
FT	N/A	N/A
Asst	N/A	N/A
Reb	N/A	N/A
Blocks	N/A	N/A
Steals	N/A	N/A
Min	N/A	N/A

ULL	
UTA	
TX ST	
Troy	
USA	
WKU	
GSU	
ASU	
ULL	
TX ST	
UTA	
UALR	
GSU	
WKU	
USA	
Troy	
ASU	
UALR	

Totals	Redshirting
Number of children	60
Number of mothers	60
Number of fathers	60
Number of teachers	60
Number of principals	60
Number of administrators	60
Number of parents	60
Number of students	60
Number of staff	60
Number of volunteers	60
Number of community members	60
Number of other stakeholders	60
Number of total participants	60



23 Millann Brown

Senior | Forward | 6-7 | 230
Gunnison, Miss. | East Mississippi CC

	Season-High	Career-High
Pts	3, at Miss (12/18/13)	21, vs. NT (2/14/13)
FG	1, four times	9, vs. NT (2/14/13)
3FG	N/A	N/A
FT	2, at KU (11/8/13)	3, at NT (2/14/13)
Ast	N/A	4, vs. WKU (3/8/13)
Reb	5, vs. Thomas (12/9/13)	12, vs. WKU (2/21/13)
Blocks	1, at LSU (12/14/13)	2, at FIU (2/2/13)
Steals	1, two times	3, vs. LTU (11/24/12)
Min	15, at Miss (12/18/13)	36, at ASU (1/19/13)

Opponent	Date	GS	Min	FG-FGA/Pct.	3FG-FGA	FT-FTA/PCT	O-D-T	PF-FO	A	TO	Blk	Stl	Pts/Avg
Kansas	11/8/13	4	0-1/0.000	0-0	2-2/1.000	0-0-0	2-0	0	0	0	0	0	2/2.0
Samford	11/18/13	12	0-3/0.000	0-0	0-0/000	3-1-4	3-0	0	1	0	0	0	0/1.0
NSU	11/21/13	12	1-1/1.000	0-0	0-0/0.000	1-2-3	1-0	0	1	0	0	0	2/1.3
Thomas	12/9/13	14	0-1/0.000	0-0	1-2/500	2-3-5	3-0	0	1	0	1	1	1/1.3
LSU	12/14/13	12	1-2/500	0-0	0-0/0.000	0-1-1	2-0	0	0	1	0	0	2/1.4
Ole Miss	12/18/13	15	1-1/1.000	0-0	0-0/0.000	1-2-3	0-0	0	2	0	1	3	3/1.5
La. Tech	12/22/13	3	0-0/0.000	0-0	0-0/0.000	0-0-0	0-0	0	0	0	0	0	0/1.3
OSU	12/27/13	13	1-2/500	0-0	0-0/0.000	1-1-2	5-1	0	2	0	0	0	2/1/4
ULL													
UTA													
TX ST													
Troy													
USA													
WKU													
GSU													
ASU													
ULL													
TX ST													
UTA													
UALR													
GSU													
WKU													
USA													
Troy													
ASU													
UALR													
Totals		85	4-11/364	0-0	3-4/750	8-10-17	16-1	0	7	1	2	12/1.4	



34 Leon Carswell JJ

Junior | Forward | 6-3 | 225
Bossier City, La. | Hannibal-LaGrange Univ.

	Season-High	Career-High
Pts	2, at OSU (12/27/13)	2, at OSU (12/27/13)
FG	N/A	N/A
3FG	N/A	N/A
FT	2, at OSU (12/27/13)	2, at OSU (12/27/13)
Ast	N/A	N/A
Reb	2, at OSU (12/27/13)	2, at OSU (12/27/13)
Blocks	N/A	N/A
Steals	N/A	N/A
Min	5, at OSU (12/27/13)	5, at OSU (12/27/13)

Opponent	Date	GS	Min	FG-FGA/Pct.	3FG-FGA	FT-FTA/PCT	O-D-T	PF-FO	A	TO	Blk	Stl	Pts/Avg
Kansas	11/8/13					DNP							
Samford	11/18/13					DNP							
NSU	11/21/13					DNP							
Thomas	12/9/13					DNP							
LSU	12/14/13					DNP							
Ole Miss	12/18/13					DNP							
La. Tech	12/22/13					DNP							
OSU	12/27/13	5	0-0/0.00	0-0	2-2/1.000	0-2-2	1-0	0	2	0	0	0	2/2.0
ULL													
UTA													
TX ST													
Troy													
USA													
WKU													
GSU													
ASU													
ULL													
TX ST													
UTA													
UALR													
GSU													
WKU													
USA													
Troy													
ASU													
UALR													
Totals		4	0-0/0.00	0-0	2-2/1.000	0-2-2	1-0	0	2	0	0	0	2/2.0



33 Daniel Grieves

Sophomore | Guard | 6-6 | 210
Bay St. Louis, Miss. | Pearl River CC

	Season-High	Career-High
Pts	13, vs. SAM (11/18/13)	13, vs. SAM (11/18/13)
FG	5, vs. SAM (11/18/13)	5, vs. SAM (11/18/13)
3FG	3, vs. SAM (11/18/13)	3, vs. SAM (11/18/13)
FT	N/A	N/A
Ast	1, four times	1, four times
Reb	3, vs. SAM (11/18/13)	3, vs. SAM (11/18/13)
Blocks	N/A	N/A
Steals	1, two times	1, two times
Min	21, at OSU (12/27/13)	21, at OSU (12/27/13)

Opponent	Date	GS	Min	FG-FGA/Pct.	3FG-FGA	FT-FTA/PCT	O-D-T	PF-FO	A	TO	Blk	Stl	Pts/Avg
Kansas	11/8/13	6	2-2/1.000	2-2	0-0/0.000	0-1-1	2-0	0	1	0	0	0	6/6.0
Samford	11/18/13	16	5-7/714	3-5	0-1/0.000	1-2-3	1-0	1	1	0	1	13/9.5	
NSU	11/21/13	11	0-3/0.000	0-3	0-0/0.000	0-2-2	1-0	0	2	0	0	1	0/6.3
Thomas	12/9/13	12	1-2/500	1-2	0-0/0.000	0-2-2	1-0	0	0	0	0	0	3/5.5
LSU	12/14/13	14	2-5/400	2-4	0-0/0.000	0-1-1	1-0	0	0	0	0	0	6/5.6
Ole Miss	12/18/13	19	1-3/333	1-2	0-0/0.000	0-0-0	4-0	1	1	0	0	0	4/5.2
La. Tech	12/22/13	8	0-2/0.000	0-2	0-0/0.000	0-1-1	1-0	1	1	0	0	0	0/4.4
OSU	12/27/13	21	1-9/111	0-5	0-0/0.000	1-0-1	3-0	1	0	0	0	0	2/4.1
ULL													
UTA													
TX ST													
Troy													
USA													
WKU													
GSU													
ASU													
ULL													
TX ST													
UTA													
UALR													
GSU													
WKU													
USA													
Troy													
ASU													
UALR													
Totals		107	12-33/364	9-25/360	0-1/0.000	2-9-11	14-0	4	6	0	2	33/4.1	



35 Colten Ponder

Sophomore | Forward | 6-5 | 215
Shreveport, La. | Calvary Baptist Academy

	Season-High	Career-High
Pts	N/A	N/A
FG	N/A	N/A
3FG	N/A	N/A
FT	N/A	N/A
Asst	N/A	N/A
Reb	N/A	1, vs. LTU (11/24/12)
Blocks	N/A	N/A
Steals	N/A	N/A
Min	2, at OSU (12/27/13)	2, at OSU (12/27/13)

Opponent	Date	GS	Min	FG-FGA/Pct.	3FG-FGA	FT-FTA/PCT	O-D-T	PF-FO	A	TO	Blk	Stl	Pts/Avg
Kansas	11/8/13					DNP							
Samford	11/18/13					DNP							
NSU	11/21/13					DNP							
Thomas	12/9/13					DNP							
LSU	12/14/13					DNP							
Ole Miss	12/18/13					DNP							
La. Tech	12/22/13					DNP							
OSU	12/27/13	2	0-0/0.00	0-0	0-0/0.00	0-0-0	0-0	0	0	0	0	0	0/0.0
ULL													
UTA													
TX ST													
Troy													
USA													
WKU													
GSU													
ASU													
ULL													
TX ST													
UTA													
UALR													
GSU													
WKU													
USA													
Troy													
ASU													
UALR													
Totals		2	0-0/0.00	0-0	0-0/0.00	0-0-0	0-0	0	0	0	0	0	0/0.0



Warhawks Men's Basketball

University of Louisiana at Monroe



Media Roster



0 Marvin Williams

Junior | Center | 6-8 | 245
Memphis, Tenn.
NW Florida State College
9.1 ppg, 4.3 rpg, .492 FG%



13 Chinedu Amajoyi

Junior | Guard | 6-3 | 195
Rancho Cucamonga, Calif.
Kilgore College
1.7 ppg, 1.2 rpg, .429 FG%



1 Jayon James

Senior | Forward | 6-6 | 225
Paterson, N.J.
Lamar State-Port Arthur
9.8 ppg, 6.6 rpg, 3.6 apg



15 Kyle Koszuta

Sophomore | Guard | 6-2 | 190
Niceville, Fla.
Niceville HS
2.5 ppg, .296 FG%, .211 3FG%



2 DeMondre Harvey

Sophomore | Forward | 6-7 | 210
Minden, La.
Pearl River CC
2.8 ppg, 4.6 rpg, .444 FG%



20 Evan Sims

Junior | Forward | 6-8 | 235
Houston, Texas
Lamar State-Port Arthur
9.5 mins/g, 1.5 rpg



3 Marcellis Hansberry

Senior | Guard | 6-0 | 185
Jackson, Miss.
Provine HS
ACL Injury




22 Lance Richard

Freshman | Guard | 5-10 | 170
Monroe, La.
Sterlington HS
Redshirting



4 R.J. McCray

Senior | Guard | 6-2 | 190
Arlington, Texas
Grace Prep Academy
4.0 ppg, .357 FG%, .833 FT%




23 Millann Brown

Senior | Forward | 6-7 | 230
Gunnison, Miss.
East Mississippi CC
1.4 ppg, 2.3 rpg, .750 FT%




10 Amos Olatayo

Senior | Guard | 6-4 | 200
Houston, Texas
Navarro College
14.1 ppg, 5.5 rpg, .500 FG%



33 Daniel Grieves

Sophomore | Guard | 6-6 | 210
Bay St. Louis, Miss.
Pearl River CC
4.1 ppg, .364 FG%, .360 3FG%



11 Nick Coppola

Freshman | Guard | 5-11 | 195
Richmond, Va.
Benedictine Prep
3.8 ppg, 2.6 rpg, 4.1 apg



34 Leon Carswell JJ

Junior | Forward | 6-3 | 225
Bossier City, La.
Hannibal-LaGrange University
2.0 ppg, 2.0 rpg, (one appearance)



12 Tylor Ongwae

Junior | Forward | 6-7 | 205
Eldoret, Kenya
Ranger College
12.5 ppg, 4.3 rpg, .813 FT%



35 Colten Ponder

Sophomore | Forward | 6-5 | 215
Shreveport, La.
Calvary Baptist Academy
2 mins (one appearance)